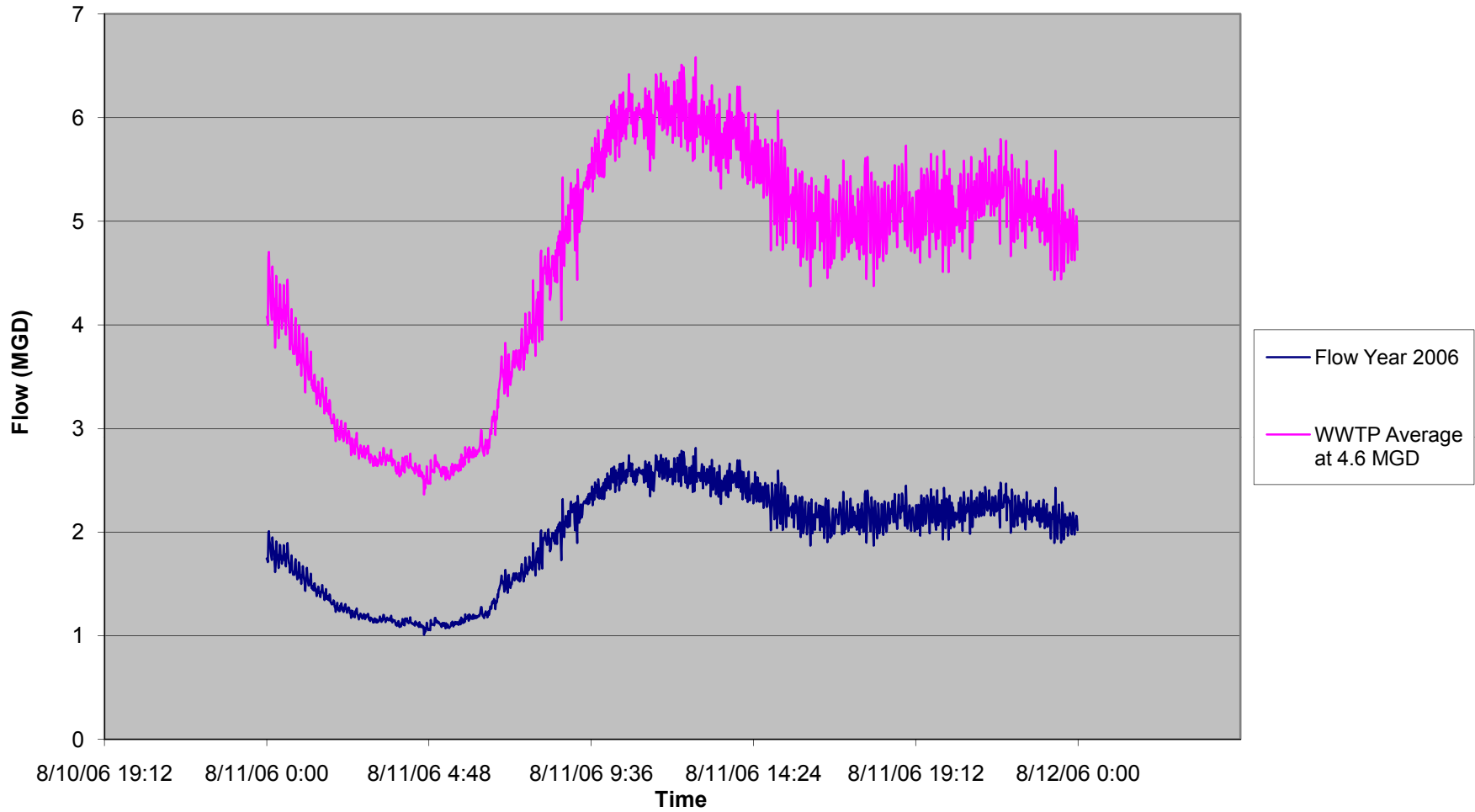
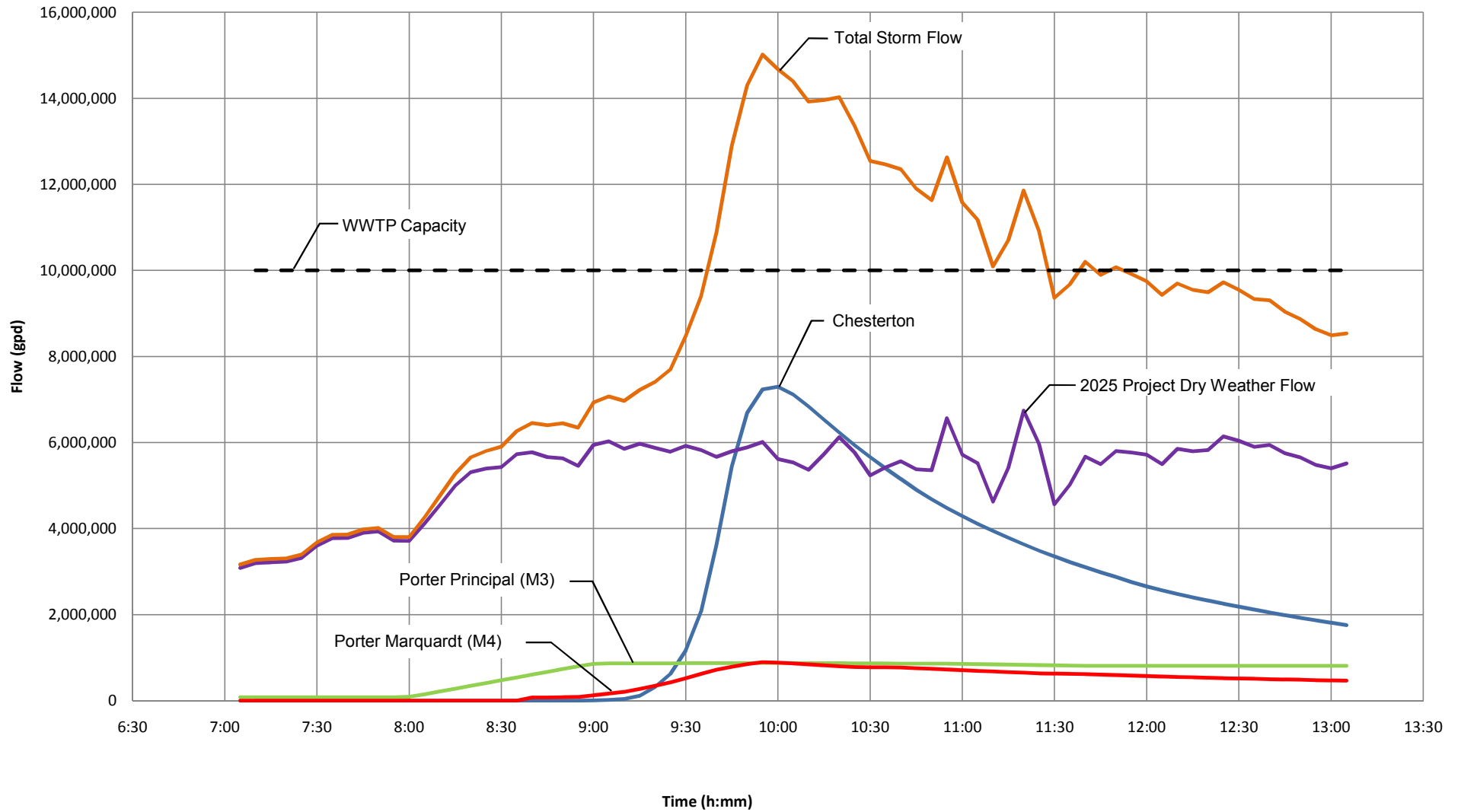


**Chesterton WWTP
Typical Dry Weather Flow**

Figure 2.3



1 Year 1hr Design Storm-Adjusted Peaks
Figure 2.4



10 Year 1hr Design Storm-Adjusted Peak

Figure 2.5

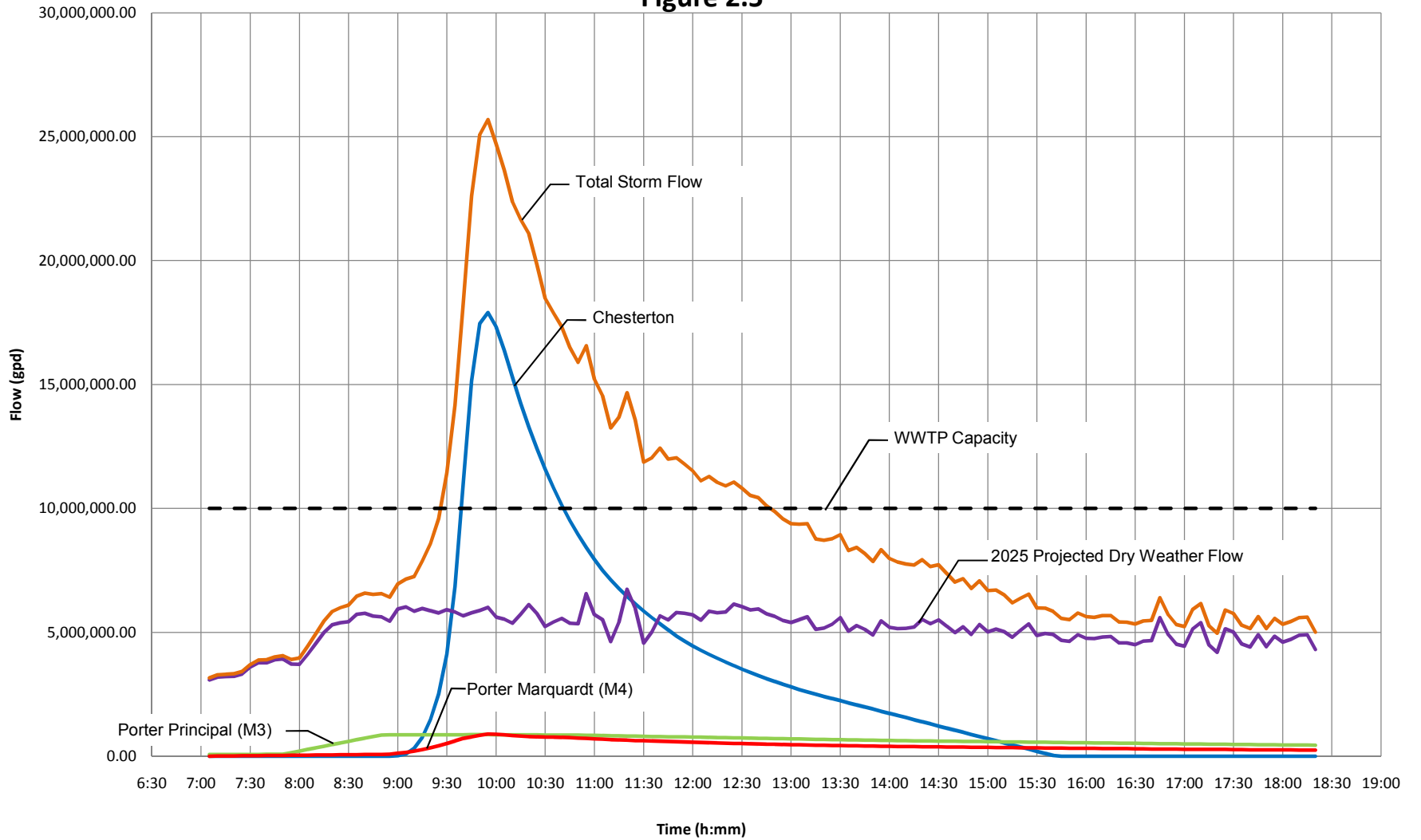


Table 2.1

Table 2. Sectional Mean Frequency Distributions for Storm Periods of 5 Minutes to 10 Days and Recurrence Intervals of 2 Months to 100 Years in Indiana

Sectional code (see figure 1 on page 4)

- 01 - Northwes 06 - East Central
- 02 - North Central 07 - Southwest
- 03 - Northeast 08 - South Central
- 04 - West Central 09 - Southeast
- 05 - Central

Rainfall (inches) for given recurrence interval

Section	Duration	2-month	3-month	4-month	6-month	9-month	1-year	2-year	5-year	10-year	25-year	50-year	100-year
01	10-day	2.07	2.50	2.88	3.38	3.89	4.23	4.84	5.79	6.67	8.03	9.23	10.58
01	5-day	1.68	2.01	2.27	2.63	3.03	3.29	3.84	4.70	5.50	6.81	7.99	9.37
01	72-hr	1.53	1.80	2.04	2.36	2.71	2.95	3.46	4.24	4.97	6.10	7.17	8.38
01	48-hr	1.40	1.64	1.83	2.12	2.44	2.65	3.12	3.87	4.56	5.58	6.52	7.58
01	24-hr	1.33	1.55	1.69	1.96	2.23	2.42	2.89	3.61	4.22	5.22	6.10	7.12
01	18-hr	1.25	1.45	1.59	1.84	2.09	2.27	2.72	3.39	3.97	4.91	5.73	6.69
01	12-hr	1.16	1.35	1.48	1.71	1.94	2.11	2.51	3.14	3.67	4.54	5.31	6.19
01	6-hr	1.00	1.16	1.27	1.47	1.67	1.82	2.17	2.71	3.16	3.91	4.57	5.34
01	3-hr	0.85	0.99	1.08	1.26	1.43	1.55	1.85	2.31	2.70	3.34	3.90	4.56
01	2-hr	0.77	0.90	0.98	1.13	1.29	1.40	1.68	2.09	2.45	3.03	3.54	4.13
01	1-hr	0.63	0.73	0.80	0.92	1.05	1.14	1.36	1.70	1.98	2.45	2.87	3.35
01	30-min	0.50	0.58	0.63	0.73	0.83	0.90	1.07	1.34	1.56	1.93	2.26	2.63
01	15-min	0.36	0.42	0.45	0.53	0.60	0.65	0.78	0.97	1.14	1.41	1.65	1.92
01	10-min	0.28	0.33	0.36	0.41	0.47	0.51	0.61	0.76	0.89	1.10	1.28	1.50
01	5-min	0.16	0.19	0.20	0.23	0.27	0.29	0.35	0.43	0.51	0.63	0.73	0.85
02	10-day	2.04	2.45	2.83	3.33	3.83	4.16	4.75	5.64	6.45	7.69	8.80	10.03
02	5-day	1.68	2.01	2.28	2.64	3.04	3.30	3.80	4.62	5.38	6.57	7.63	8.85
02	72-hr	1.48	1.74	1.97	2.28	2.62	2.85	3.33	4.10	4.79	5.88	6.86	8.00
02	48-hr	1.37	1.60	1.78	2.06	2.37	2.58	3.02	3.73	4.36	5.36	6.25	7.28
02	24-hr	1.30	1.51	1.65	1.91	2.17	2.36	2.78	3.43	4.00	4.90	5.67	6.54
02	18-hr	1.22	1.42	1.55	1.80	2.04	2.22	2.61	3.22	3.76	4.61	5.33	6.15
02	12-hr	1.13	1.31	1.43	1.66	1.89	2.05	2.42	2.98	3.48	4.26	4.93	5.69
02	6-hr	0.97	1.13	1.24	1.43	1.63	1.77	2.09	2.57	3.00	3.68	4.25	4.90
02	3-hr	0.83	0.97	1.06	1.22	1.39	1.51	1.78	2.20	2.56	3.14	3.63	4.19
02	2-hr	0.75	0.88	0.96	1.11	1.26	1.37	1.61	1.99	2.32	2.84	3.29	3.79
02	1-hr	0.61	0.71	0.78	0.90	1.02	1.11	1.31	1.61	1.88	2.30	2.66	3.07
02	30-min	0.48	0.56	0.61	0.70	0.80	0.87	1.03	1.27	1.48	1.81	2.10	2.42
02	15-min	0.35	0.41	0.45	0.52	0.59	0.64	0.75	0.93	1.08	1.32	1.53	1.77
02	10-min	0.28	0.32	0.35	0.41	0.46	0.50	0.58	0.72	0.84	1.03	1.19	1.37
02	5-min	0.15	0.18	0.20	0.23	0.26	0.28	0.33	0.41	0.48	0.59	0.68	0.78
03	10-day	1.81	2.18	2.52	2.96	3.40	3.70	4.25	5.12	5.84	6.96	8.01	9.16
03	5-day	1.52	1.82	2.06	2.38	2.74	2.98	3.46	4.18	4.81	5.83	6.76	7.80
03	72-hr	1.35	1.59	1.79	2.08	2.39	2.60	3.01	3.68	4.27	5.21	6.06	7.01
03	48-hr	1.27	1.48	1.65	1.91	2.20	2.39	2.77	3.38	3.92	4.78	5.57	6.45
03	24-hr	1.19	1.38	1.51	1.75	1.99	2.16	2.52	3.04	3.52	4.29	5.02	5.77
03	18-hr	1.12	1.30	1.42	1.64	1.87	2.03	2.37	2.86	3.31	4.03	4.72	5.42
03	12-hr	1.03	1.20	1.32	1.52	1.73	1.68	2.19	2.64	3.06	3.73	4.37	5.02
03	6-hr	0.89	1.04	1.13	1.31	1.49	1.62	1.89	2.28	2.64	3.22	3.76	4.33
03	3-hr	0.76	0.88	0.97	1.12	1.27	1.38	1.61	1.95	2.25	2.75	3.21	3.69
03	2-hr	0.69	0.80	0.88	1.01	1.15	1.25	1.46	1.76	2.04	2.49	2.91	3.35
03	1-hr	0.56	0.65	0.71	0.83	0.94	1.02	1.18	1.43	1.65	2.02	2.36	2.71
03	30-min	0.44	0.51	0.56	0.65	0.74	0.80	0.93	1.12	1.30	1.59	1.86	2.13
03	15-min	0.32	0.37	0.41	0.47	0.53	0.58	0.68	0.82	0.95	1.16	1.36	1.56
03	10-min	0.25	0.29	0.31	0.36	0.41	0.45	0.53	0.64	0.74	0.90	1.05	1.21
03	5-min	0.14	0.17	0.18	0.21	0.24	0.26	0.30	0.36	0.42	0.51	0.60	0.69

Table 2.2

1 Year 1 Hour Storm											
IDs:	1yr 1 hr Design Storm Hydrograph			4.6 MGD Diurnal Dry Weather Flow	Total 1yr storm	Plant Treatment	Cumulative Volume	Cumulative Volume	Total 1 year storm	Amount Over WWTP Capacity	
	Meter Area 8 Chesterton 48" Influent Sewer	Meter Area 3 Porter - Franklin	Meter Area 4 Porter - Marquardt								Flow
Time	Flow gpd	Flow gpd	Flow gpd	Flow gpd	Flow gpd	Flow gpd	Volume gal	Volume MG	Flow MGD	Flow MGD	
7:05:00 AM	0	77,317	0	3,085,968	3,163,285	10,000,694			3.16	0.00	
7:10:00 AM	0	77,317	0	3,196,305	3,273,622	10,000,694	0	0.00	3.27	0.00	
7:15:00 AM	0	77,317	0	3,216,280	3,293,598	10,000,694	0	0.00	3.29	0.00	
7:20:00 AM	0	78,010	0	3,230,894	3,308,903	10,000,694	0	0.00	3.31	0.00	
7:25:00 AM	0	78,702	0	3,320,316	3,399,018	10,000,694	0	0.00	3.40	0.00	
7:30:00 AM	0	79,394	0	3,601,051	3,680,446	10,000,694	0	0.00	3.68	0.00	
7:35:00 AM	0	80,087	0	3,774,132	3,854,218	10,000,694	0	0.00	3.85	0.00	
7:40:00 AM	0	80,779	0	3,779,092	3,859,871	10,000,694	0	0.00	3.86	0.00	
7:45:00 AM	0	81,472	0	3,897,875	3,979,347	10,000,694	0	0.00	3.98	0.00	
7:50:00 AM	0	82,164	0	3,933,537	4,015,701	10,000,694	0	0.00	4.02	0.00	
7:55:00 AM	0	82,856	0	3,719,567	3,802,423	10,000,694	0	0.00	3.80	0.00	
8:00:00 AM	0	91,596	0	3,712,863	3,804,459	10,000,694	0	0.00	3.80	0.00	
8:05:00 AM	0	148,615	0	4,115,197	4,263,813	10,000,694	0	0.00	4.26	0.00	
8:10:00 AM	0	213,682	0	4,552,455	4,766,137	10,000,694	0	0.00	4.77	0.00	
8:15:00 AM	0	278,748	0	4,996,685	5,275,433	10,000,694	0	0.00	5.28	0.00	
8:20:00 AM	0	343,814	0	5,310,669	5,654,484	10,000,694	0	0.00	5.65	0.00	
8:25:00 AM	0	408,881	0	5,395,667	5,804,548	10,000,694	0	0.00	5.80	0.00	
8:30:00 AM	0	473,947	0	5,429,050	5,902,997	10,000,694	0	0.00	5.90	0.00	
8:35:00 AM	0	539,014	0	5,726,007	6,265,021	10,000,694	0	0.00	6.26	0.00	
8:40:00 AM	0	604,080	72,828	5,776,282	6,453,190	10,000,694	0	0.00	6.45	0.00	
8:45:00 AM	75	669,146	76,272	5,659,242	6,404,736	10,000,694	0	0.00	6.40	0.00	
8:50:00 AM	418	734,213	80,194	5,630,686	6,445,511	10,000,694	0	0.00	6.45	0.00	
8:55:00 AM	1,927	799,279	88,552	5,454,389	6,344,147	10,000,694	0	0.00	6.34	0.00	
9:00:00 AM	5,514	856,342	123,527	5,942,927	6,928,311	10,000,694	0	0.00	6.93	0.00	
9:05:00 AM	15,525	865,386	162,937	6,026,853	7,070,702	10,000,694	0	0.00	7.07	0.00	
9:10:00 AM	41,872	866,427	206,444	5,853,371	6,968,114	10,000,694	0	0.00	6.97	0.00	
9:15:00 AM	112,674	867,467	274,530	5,970,679	7,225,350	10,000,694	0	0.00	7.22	0.00	
9:20:00 AM	315,875	868,507	346,713	5,877,905	7,409,000	10,000,694	0	0.00	7.41	0.00	
9:25:00 AM	624,392	869,548	422,744	5,783,388	7,700,072	10,000,694	0	0.00	7.70	0.00	
9:30:00 AM	1,167,342	870,589	521,867	5,921,074	8,480,872	10,000,694	0	0.00	8.48	0.00	
9:35:00 AM	2,073,461	871,628	624,839	5,827,228	9,397,155	10,000,694	0	0.00	9.40	0.00	
9:40:00 AM	3,624,948	872,669	722,439	5,665,544	10,885,600	10,000,694	1,536	0.00	10.88	0.88	
9:45:00 AM	5,444,266	873,710	787,814	5,795,454	12,901,244	10,000,694	8,108	0.01	12.90	2.90	
9:50:00 AM	6,692,646	874,749	847,818	5,890,105	14,305,318	10,000,694	20,617	0.02	14.30	4.30	
9:55:00 AM	7,233,127	875,790	897,634	6,010,631	15,017,181	10,000,694	36,800	0.04	15.02	5.02	
10:00:00 AM	7,296,556	876,493	886,317	5,615,403	14,674,768	10,000,694	53,624	0.05	14.67	4.67	
10:05:00 AM	7,117,294	875,168	864,811	5,534,426	14,391,700	10,000,694	69,362	0.07	14.39	4.39	
10:10:00 AM	6,839,831	873,507	843,379	5,365,502	13,922,219	10,000,694	83,793	0.08	13.92	3.92	
10:15:00 AM	6,535,229	871,845	822,391	5,726,410	13,955,875	10,000,694	97,468	0.10	13.95	3.95	
10:20:00 AM	6,231,691	870,183	801,475	6,124,051	14,027,400	10,000,694	111,325	0.11	14.03	4.03	
10:25:00 AM	5,939,473	868,521	782,833	5,765,959	13,356,786	10,000,694	124,143	0.12	13.36	3.36	
10:30:00 AM	5,662,446	866,859	777,825	5,236,932	12,544,062	10,000,694	134,385	0.13	12.54	2.54	
10:35:00 AM	5,401,380	865,197	775,088	5,423,017	12,464,682	10,000,694	143,078	0.14	12.46	2.46	
10:40:00 AM	5,153,589	863,535	770,688	5,565,932	12,353,744	10,000,694	151,441	0.15	12.35	2.35	
10:45:00 AM	4,902,870	861,872	756,305	5,375,289	11,896,336	10,000,694	158,817	0.16	11.90	1.90	
10:50:00 AM	4,680,079	860,211	740,257	5,352,900	11,633,447	10,000,694	164,943	0.16	11.63	1.63	
10:55:00 AM	4,477,450	858,549	724,251	6,566,739	12,626,989	10,000,694	172,337	0.17	12.63	2.63	
11:00:00 AM	4,288,628	856,338	708,493	5,719,706	11,573,166	10,000,694	179,627	0.18	11.57	1.57	
11:05:00 AM	4,111,179	850,835	692,778	5,518,338	11,173,130	10,000,694	184,392	0.18	11.17	1.17	
11:10:00 AM	3,943,951	844,784	677,267	4,625,186	10,091,188	10,000,694	186,585	0.19	10.09	0.09	
11:15:00 AM	3,785,594	838,732	662,996	5,414,437	10,701,758	10,000,694	187,959	0.19	10.70	0.70	
11:20:00 AM	3,633,832	832,680	648,931	6,743,439	11,858,883	10,000,694	192,402	0.19	11.86	1.86	
11:25:00 AM	3,489,221	826,629	635,856	5,966,389	10,918,095	10,000,694	197,221	0.20	10.92	0.92	
11:30:00 AM	3,352,087	820,577	628,722	4,563,650	9,365,036	10,000,694	198,814	0.20	9.36	0.00	
11:35:00 AM	3,222,473	814,525	622,578	5,015,722	9,675,298	10,000,694	198,814	0.20	9.67	0.00	
11:40:00 AM	3,100,008	808,474	615,832	5,673,722	10,198,035	10,000,694	199,156	0.20	10.20	0.20	
11:45:00 AM	2,984,213	807,894	605,479	5,499,033	9,896,619	10,000,694	199,499	0.20	9.90	0.00	
11:50:00 AM	2,874,555	807,894	594,525	5,801,219	10,078,193	10,000,694	199,633	0.20	10.08	0.08	
11:55:00 AM	2,759,764	807,894	583,625	5,768,641	9,919,923	10,000,694	199,768	0.20	9.92	0.00	
12:00:00 PM	2,653,676	807,894	573,053	5,715,014	9,749,637	10,000,694	199,768	0.20	9.75	0.00	
12:05:00 PM	2,562,909	807,894	562,535	5,497,022	9,430,360	10,000,694	199,768	0.20	9.43	0.00	
12:10:00 PM	2,480,394	807,894	552,126	5,853,907	9,694,322	10,000,694	199,768	0.20	9.69	0.00	
12:15:00 PM	2,402,423	807,894	542,369	5,795,722	9,548,408	10,000,694	199,768	0.20	9.55	0.00	
12:20:00 PM	2,327,471	807,894	532,720	5,826,558	9,494,643	10,000,694	199,768	0.20	9.49	0.00	
12:25:00 PM	2,254,883	807,894	523,345	6,141,078	9,727,199	10,000,694	199,768	0.20	9.73	0.00	
12:30:00 PM	2,184,487	807,894	515,607	6,039,455	9,547,444	10,000,694	199,768	0.20	9.55	0.00	
12:35:00 PM	2,116,269	807,894	508,143	5,900,830	9,333,136	10,000,694	199,768	0.20	9.33	0.00	
12:40:00 PM	2,050,320	807,894	500,625	5,946,011	9,304,850	10,000,694	199,768	0.20	9.30	0.00	
12:45:00 PM	1,986,655	807,894	492,791	5,752,284	9,039,624	10,000,694	199,768	0.20	9.04	0.00	
12:50:00 PM	1,925,295	807,894	484,904	5,652,673	8,870,766	10,000,694	199,768	0.20	8.87	0.00	
12:55:00 PM	1,866,205	807,894	477,140	5,480,129	8,631,368	10,000,694	199,768	0.20	8.63	0.00	
1:00:00 PM	1,809,430	807,894	470,115	5,402,639	8,490,078	10,000,694	199,768	0.20	8.49	0.00	
1:05:00 PM	1,754,854	807,894	463,212	5,512,037	8,537,997	10,000,694	199,768	0.20	8.54	0.00	

Table 2.3

10 year 1 hour Storm										
IDs:	10yr 1 hr Design Storm Hydrograph					Plant Treatment Flow	Cumulative Volume to Wet Weather Treatment	Cumulative Volume	Total 10 year storm	Amount Over WWTP Capacity
	Meter Area 8 Chesterton 48" Influent Sewer	Meter Area 3 Porter - Franklin	Meter Area 4 Porter - Marquardt	4.6 MGD Diurnal Dry Weather Flow	Total 10yr Storm					
Time	Flow	Flow	Flow	Flow	Flow	Flow	Volume	Volume	Flow	Flow
	gpd	gpd	gpd	gpd	gpd	gpd	gal	MG	MGD	MGD
7:05:00 AM	0.00	77,317.20	7,376.40	3,085,967.69	3,170,661.29	10,000,693.62			3.17	0.00
7:10:00 AM	0.00	78,009.60	10,821.19	3,196,304.58	3,285,135.37	10,000,693.62	0.00	0.00	3.28	0.00
7:15:00 AM	0.00	78,702.00	14,265.99	3,216,280.44	3,309,248.42	10,000,693.62	0.00	0.00	3.31	0.00
7:20:00 AM	0.00	79,394.39	17,710.78	3,230,893.82	3,327,998.99	10,000,693.62	0.00	0.00	3.33	0.00
7:25:00 AM	0.00	80,086.79	21,155.58	3,320,316.14	3,421,558.51	10,000,693.62	0.00	0.00	3.42	0.00
7:30:00 AM	0.00	80,779.19	24,600.37	3,601,051.48	3,706,431.04	10,000,693.62	0.00	0.00	3.71	0.00
7:35:00 AM	0.00	81,471.59	28,045.17	3,774,131.65	3,883,648.41	10,000,693.62	0.00	0.00	3.88	0.00
7:40:00 AM	0.00	82,163.98	31,489.96	3,779,091.98	3,892,745.93	10,000,693.62	0.00	0.00	3.89	0.00
7:45:00 AM	0.00	82,856.38	34,934.76	3,897,875.23	4,015,666.37	10,000,693.62	0.00	0.00	4.02	0.00
7:50:00 AM	0.00	91,595.53	38,379.55	3,933,536.78	4,063,511.86	10,000,693.62	0.00	0.00	4.06	0.00
7:55:00 AM	0.00	148,615.20	41,824.35	3,719,566.56	3,910,006.11	10,000,693.62	0.00	0.00	3.91	0.00
8:00:00 AM	0.00	213,681.63	45,269.14	3,712,863.40	3,971,814.17	10,000,693.62	0.00	0.00	3.97	0.00
8:05:00 AM	0.00	278,747.99	48,713.94	4,115,197.32	4,442,659.25	10,000,693.62	0.00	0.00	4.44	0.00
8:10:00 AM	0.00	343,814.48	52,158.74	4,552,455.41	4,948,428.62	10,000,693.62	0.00	0.00	4.95	0.00
8:15:00 AM	0.00	408,880.91	55,603.53	4,996,685.11	5,461,169.55	10,000,693.62	0.00	0.00	5.46	0.00
8:20:00 AM	0.00	473,947.33	59,048.33	5,310,669.11	5,843,664.77	10,000,693.62	0.00	0.00	5.84	0.00
8:25:00 AM	0.00	539,013.76	62,493.12	5,395,667.46	5,997,174.33	10,000,693.62	0.00	0.00	6.00	0.00
8:30:00 AM	0.00	604,080.12	65,937.92	5,429,049.91	6,099,067.95	10,000,693.62	0.00	0.00	6.10	0.00
8:35:00 AM	0.00	669,146.28	69,382.71	5,726,007.47	6,464,536.47	10,000,693.62	0.00	0.00	6.46	0.00
8:40:00 AM	37.19	734,212.77	72,827.51	5,776,282.49	6,583,359.96	10,000,693.62	0.00	0.00	6.58	0.00
8:45:00 AM	253.70	799,279.26	76,272.30	5,659,242.36	6,535,047.63	10,000,693.62	0.00	0.00	6.53	0.00
8:50:00 AM	1,636.50	856,342.43	80,194.21	5,630,686.03	6,568,859.18	10,000,693.62	0.00	0.00	6.57	0.00
8:55:00 AM	7,376.20	865,386.32	88,552.16	5,454,388.55	6,415,703.24	10,000,693.62	0.00	0.00	6.42	0.00
9:00:00 AM	26,273.72	866,426.89	123,526.67	5,942,927.40	6,959,154.68	10,000,693.62	0.00	0.00	6.96	0.00
9:05:00 AM	98,031.34	867,466.81	162,937.29	6,026,852.96	7,155,288.40	10,000,693.62	0.00	0.00	7.15	0.00
9:10:00 AM	326,589.60	868,507.38	206,444.39	5,853,370.71	7,254,912.07	10,000,693.62	0.00	0.00	7.25	0.00
9:15:00 AM	770,480.75	869,547.95	274,530.33	5,970,679.11	7,885,238.14	10,000,693.62	0.00	0.00	7.88	0.00
9:20:00 AM	1,487,517.70	870,588.51	346,712.75	5,877,904.92	8,582,732.88	10,000,693.62	0.00	0.00	8.58	0.00
9:25:00 AM	2,515,289.42	871,628.43	422,743.85	5,783,387.99	9,593,049.70	10,000,693.62	0.00	0.00	9.59	0.00
9:30:00 AM	4,120,453.94	872,669.00	521,866.89	5,921,074.43	11,436,064.25	10,000,693.62	2,491.96	0.00	11.44	1.44
9:35:00 AM	6,852,977.01	873,709.57	624,838.60	5,827,227.84	14,178,753.02	10,000,693.62	12,237.50	0.01	14.18	4.18
9:40:00 AM	10,978,051.46	874,749.49	722,439.50	5,665,543.55	18,240,784.00	10,000,693.62	33,796.79	0.03	18.24	8.24
9:45:00 AM	15,151,418.58	875,790.06	787,814.28	5,795,453.93	22,610,476.85	10,000,693.62	69,994.49	0.07	22.61	12.61
9:50:00 AM	17,464,903.84	876,492.60	847,818.18	5,890,105.03	25,079,319.66	10,000,693.62	118,064.64	0.12	25.08	15.08
9:55:00 AM	17,903,978.07	875,168.30	897,633.57	6,010,630.93	25,687,410.87	10,000,693.62	171,476.70	0.17	25.69	15.69
10:00:00 AM	17,332,260.57	873,506.63	886,316.59	5,615,402.61	24,707,486.40	10,000,693.62	224,243.21	0.22	24.71	14.71
10:05:00 AM	16,375,468.48	871,844.95	864,811.10	5,534,426.48	23,646,551.00	10,000,693.62	273,466.56	0.27	23.64	13.64
10:10:00 AM	15,298,881.86	870,182.63	843,379.29	5,365,502.39	22,377,946.16	10,000,693.62	318,645.57	0.32	22.38	12.38
10:15:00 AM	14,248,283.57	868,520.95	822,390.85	5,726,409.73	21,665,605.11	10,000,693.62	360,385.44	0.36	21.66	11.66
10:20:00 AM	13,291,446.24	866,858.63	801,475.44	6,124,051.31	21,083,831.62	10,000,693.62	399,878.58	0.40	21.08	11.08
10:25:00 AM	12,416,005.83	865,196.95	782,833.13	5,765,959.39	19,829,995.30	10,000,693.62	436,184.90	0.44	19.83	9.83
10:30:00 AM	11,598,378.33	863,534.63	777,824.83	5,236,932.47	18,476,670.26	10,000,693.62	467,964.89	0.47	18.48	8.48
10:35:00 AM	10,825,921.79	861,872.31	775,088.33	5,423,016.91	17,885,899.34	10,000,693.62	496,369.72	0.50	17.88	7.88
10:40:00 AM	10,136,587.85	860,210.63	770,688.22	5,565,932.02	17,333,418.72	10,000,693.62	522,789.74	0.52	17.33	7.33
10:45:00 AM	9,513,617.55	858,548.95	756,305.12	5,375,289.24	16,503,760.87	10,000,693.62	546,810.22	0.55	16.50	6.50
10:50:00 AM	8,946,068.79	856,337.91	740,257.11	5,352,900.02	15,895,563.83	10,000,693.62	568,334.41	0.57	15.89	5.89
10:55:00 AM	8,427,575.35	850,835.18	724,251.12	6,566,739.41	16,569,401.05	10,000,693.62	589,972.57	0.59	16.57	6.57
11:00:00 AM	7,943,556.36	844,783.73	708,493.31	5,719,706.39	15,216,539.78	10,000,693.62	610,431.86	0.61	15.22	5.22
11:05:00 AM	7,500,617.16	838,731.64	692,777.51	5,518,338.44	14,550,464.74	10,000,693.62	627,386.06	0.63	14.55	4.55
11:10:00 AM	7,117,727.11	832,680.19	677,267.23	4,625,186.40	13,252,860.93	10,000,693.62	640,931.09	0.64	13.25	3.25
11:15:00 AM	6,773,331.59	826,628.74	662,995.95	5,414,436.74	13,677,393.01	10,000,693.62	652,960.37	0.65	13.68	3.68
11:20:00 AM	6,453,188.40	820,577.29	648,931.48	6,743,439.05	14,666,136.23	10,000,693.62	667,443.26	0.67	14.67	4.67
11:25:00 AM	6,152,010.69	814,525.19	635,856.46	5,966,388.93	13,568,781.28	10,000,693.62	681,737.58	0.68	13.57	3.57
11:30:00 AM	5,867,752.22	808,473.74	628,721.98	4,563,649.97	11,868,597.92	10,000,693.62	691,175.07	0.69	11.87	1.87
11:35:00 AM	5,599,523.66	802,435.22	622,577.59	5,015,722.47	12,040,258.94	10,000,693.62	697,958.87	0.70	12.04	2.04
11:40:00 AM	5,345,765.44	796,396.70	615,831.94	5,673,721.55	12,431,715.63	10,000,693.62	705,720.31	0.71	12.43	2.43
11:45:00 AM	5,099,328.69	790,358.18	605,478.87	5,499,032.81	11,994,198.55	10,000,693.62	713,401.78	0.71	11.99	1.99
11:50:00 AM	4,859,124.35	784,319.65	594,524.54	5,801,218.97	12,039,187.51	10,000,693.62	720,401.77	0.72	12.04	2.04
11:55:00 AM	4,646,863.45	784,319.65	583,624.76	5,768,640.54	11,783,448.40	10,000,693.62	727,035.89	0.73	11.78	1.78
12:00:00 PM	4,457,199.03	778,337.36	573,052.66	5,715,013.95	11,523,602.99	10,000,693.62	732,774.89	0.73	11.52	1.52
12:05:00 PM	4,281,361.22	772,355.07	562,535.17	5,497,021.71	11,113,273.17	10,000,693.62	737,350.39	0.74	11.11	1.11
12:10:00 PM	4,114,608.67	766,372.77	552,126.33	5,853,907.05	11,287,014.82	10,000,693.62	741,515.15	0.74	11.29	1.29
12:15:00 PM	3,955,156.24	760,390.48	542,369.04	5,795,722.11	11,053,637.87	10,000,693.62	745,576.37	0.75	11.05	1.05
12:20:00 PM	3,802,435.19	754,408.19	532,720.39	5,826,557.51	10,916,121.28	10,000,693.62	748,993.68	0.75	10.92	0.92
12:25:00 PM	3,656,362.79	748,425.89	523,344.75	6,141,077.75	11,069,211.18	10,000,693.62	752,438.03	0.75	11.07	1.07
12:30:00 PM	3,516,890.55	742,443.60	515,607.26	6,039,455.22	10,814,396.63	10,000,693.62	755,705.78	0.76	10.81	0.81
12:35:00 PM	3,383,918.96	736,461.31	508,142.77	5,900,830.39	10,529,353.42	10,000,693.62	758,036.27	0.76	10.53	0.53
12:40:00 PM	3,257,266.38	730,479.01	500,625.48	5,946,010.81	10,434,381.68	10,000,693.62	759,707.01	0.76	10.43	0.43
12:45:00 PM	3,136,747.99	724,496.72	492,791.36	5,752,284.43	10,106,320.49	10,000,693.62	760,643.32	0.76	10.11	0.11
12:50:00 PM	3,022,133.04	718,514.42	484,904.38	5,652,673.00	9,878,224.84	10,000,693.62	760,826.70	0.76	9.88	0.00
12:55:00 PM	2,912,483.08	712,530.84	477,140.45	5,480,129.26	9,582,283.63	10,000,693.62	760,826.70	0.76	9.58	0.00
1:00:00 PM	2,803,448.41	706,697.20	470,114.62	5,402,638.88	9,382,899.10	10,000,693.62	-	0.00	9.38	0.00
1:05:00 PM	2,695,090.43	700,863.56	463,211.78	5,512,037.15	9,371,202.92	10,000,693.62	-	0.00	-	0.00